






MW SLIDE-ON CAMPER

Colours:

-  Silver (Aluminium) *limited stock
-  Black
-  White



Electric Lifted Roof



100L Water Tank



Lift-off Compatible



270° Awning



12V Output System



Central Locking



LED Lighting



Designed Kitchen Unit



Build-in Pump



Roof Fans



Sofa with Fold Table



Uni-strut Roof Rails

MODEL	DUAL CAB	SPACE CAB	SINGLE CAB
Material	Heavy-duty Tensile Aluminum Construction Premium Powder Coated White/Black Exterior Finish		
Body Length (mm)	1800	2100	2400
Overall Length (mm)	2800		
Body Width (mm)	1800		
Body Height (mm)	1050		
Overall Height - closed (mm)	1250		
Overall Height - open (mm)	2050		
Dry Weight (kg)	~450	~500	~550
Price (\$A GST inc.)	\$26,999	\$28,999	\$29,999
OPTIONAL EXTRAS			PRICE (GST INC.)
Bushman DC130X Fridge (fitted)			\$1,795
Jack-off Legs x 4			\$800
Electrical System Package	<ul style="list-style-type: none"> • Enerdrive 2000W Inverter • Enerdrive Solar Regulator & DC/DC Charger • Victron MV-712 Battery Monitor • 200ah Lithium Battery • Supply & Fitted 		\$5,100
Solar Panel	216W 19.8V		\$350

MW Toolbox Manufacturing VIC Pty Ltd

 www.toolboxmel.com.au

 1800 554 434

 [mwtoolboxmel](https://www.facebook.com/mwtoolboxmel)

 [mwtoolboxcentrevictoria](https://www.instagram.com/mwtoolboxcentrevictoria)